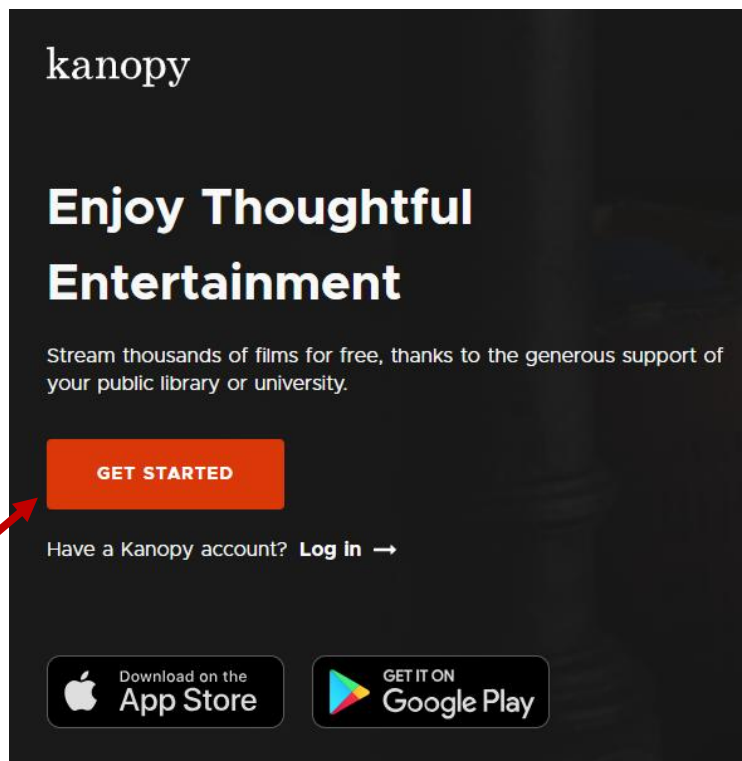


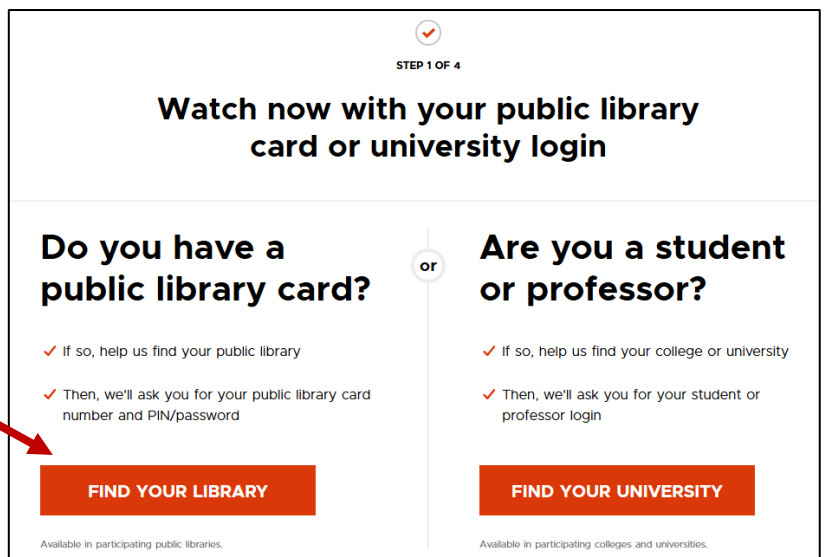
Getting Started with Kanopy @ GPL

Access a world of free entertainment with your Glencoe Library card. To begin watching films, download the Kanopy app from your device's app store or visit www.kanopy.com in your browser. Follow the instructions below to establish your personal Kanopy account.

- 1) Download the Kanopy app or visit www.Kanopy.com in any Internet browser.
- 2) On the Kanopy welcome screen, click the "Get Started" button to begin creating your account. If you have previously created an account, please click the "Log In" link just below the "Get Started" button and enter your email and Kanopy password, then skip to step 7.



- 3) The first registration screen asks how you will sign into Kanopy. Click the link for "Find Your Library." Please be sure to have your Glencoe library card available for the next step.



- 4) On the second screen, type “Glencoe” or your zip code in the “Find Your Public Library” field. Select “Glencoe Public Library - (IL)” from the list by clicking or tapping it, then click “Select This Library.”

STEP 2 OF 4 [Need Help?](#)

Find Your Public Library

Search by Library Name, City, or Zip Code

SUGGESTED LIBRARIES

We can't locate any libraries using the search terms you provided. Consider searching again using a library name, zip code or location.

Don't see your library? Let them know you're interested in Kanopy.

- 5) The next screen asks you to connect with GPL by adding your library card. Enter your entire number with no spaces between digits, then click “Continue.”

STEP 3 OF 4 [Need Help?](#)

Add Your Library Card

LIBRARY CARD NUMBER:

2112100022222

CONTINUE

[Need a card? Apply with your library here](#)

- 6) The last screen asks for your name, email address, and requires you to create a password. The password can be any combination of letters / numbers / symbols, but must be at least 8 characters long. **Please write down your password and keep it somewhere safe.** Library users can also log in with their Google or Apple account information. Once you have filled out your information and created a new password, click “Sign Up.” You will receive an email verification message in your email inbox – please follow these instruction to complete the sign-up process.

STEP 4 OF 4

Create Your Account

Almost there! Complete the sign up process by creating a Kanopy account.

First Name

Last Name

Email Address


Password


I confirm that I am 18 years or older, and I acknowledge Kanopy's [Terms of Service](#) and [Privacy Policy](#).

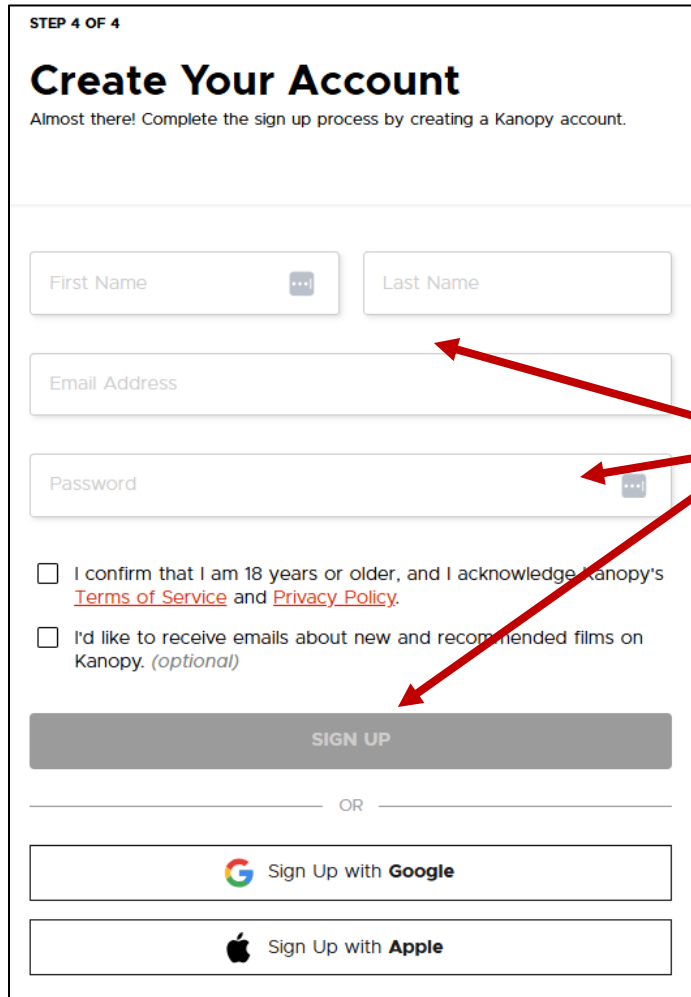
I'd like to receive emails about new and recommended films on Kanopy. (optional)

SIGN UP

OR

 Sign Up with **Google**

 Sign Up with **Apple**



- 7) Now you can log in to begin using Kanopy! Each time you access Kanopy, enter your email address and Kanopy password in the menu. Then, click the “Log In” button. **If you have forgotten your password, click “Forgot password?” to get a reset link via your email.**


Log In


[Don't have an account yet? Get Started](#)

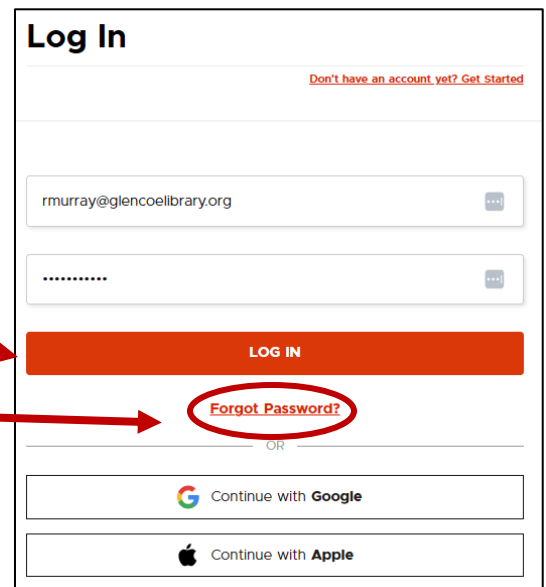
LOG IN

[Forgot Password?](#)

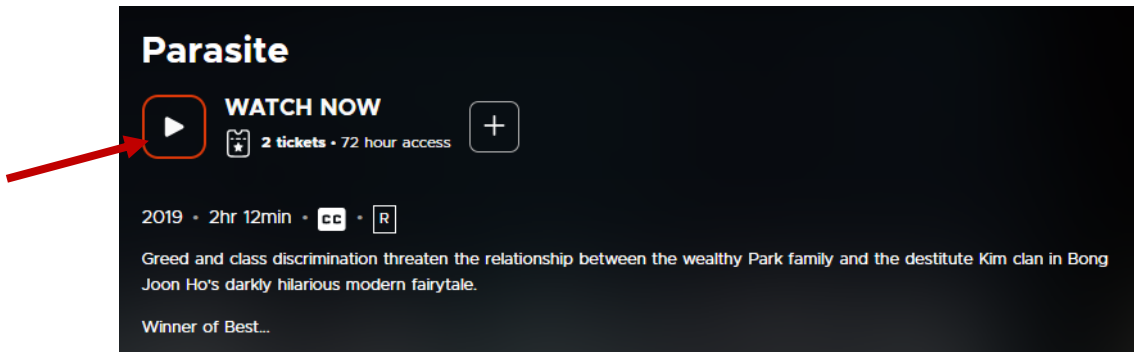
OR

 Continue with **Google**

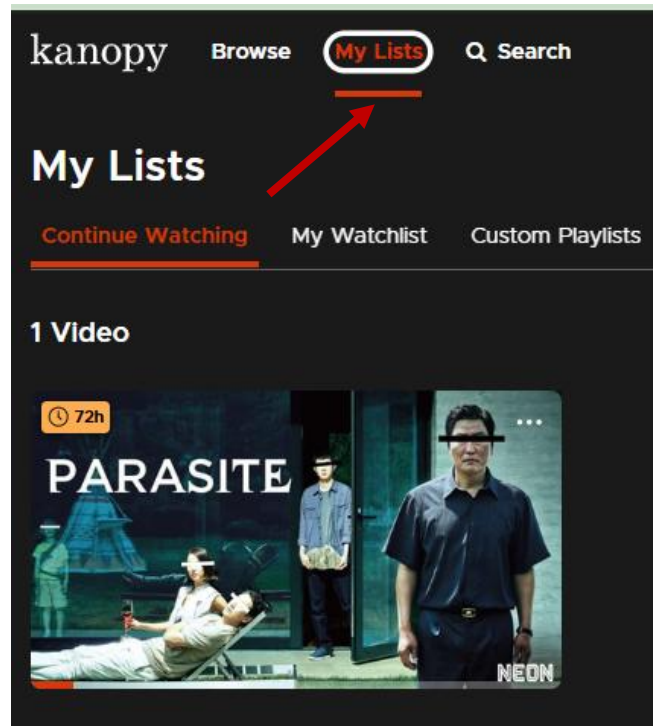
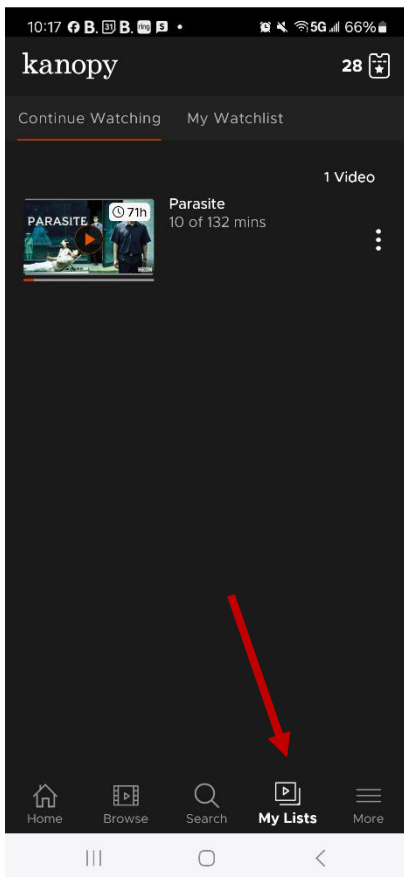
 Continue with **Apple**



- 8) Once signed in, browse the My Kanopy page to locate movies, music, books, and audiobooks. Click the “Search” link to look for a specific title or select “Browse” to see what titles Kanopy has to offer. Select kids’ movies by clicking the “Kids” icon or access your account by selecting your name from the menu bar. When you locate an item, click the cover image to see a detailed description. To check out the title, click the “Watch” play button. The movie will begin playing immediately. Kanopy titles return automatically at the end of the checkout period. **All Glencoe library cardholders get 30 Kanopy tickets per month, and borrowed items are available for 72 hours.**



- 9) To view or listen to checked out items in Kanopy, go to “My Lists” in the menu bar. A list of your borrowed titles will appear on the screen. Click the title to begin watching.



Please note, you cannot watch Kanopy titles offline – they require an Internet connection.

If you have additional questions about using Kanopy or any other library resource, please stop by the Reference Desk or call the library at 847-835-5056. We are always happy to assist you.