

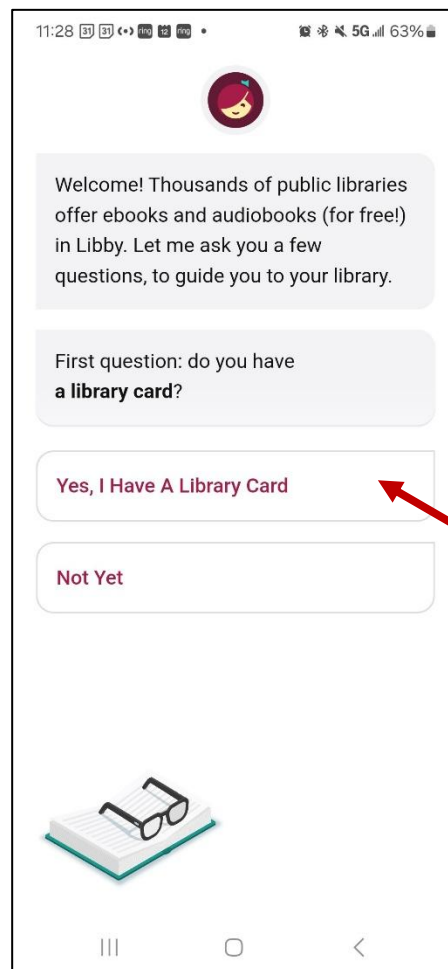


Getting Started with Libby

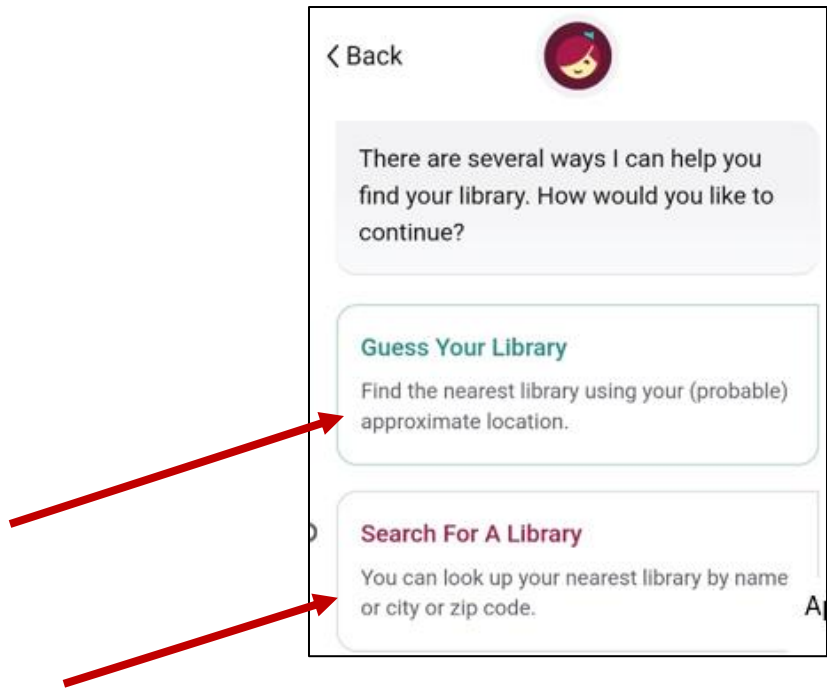
At Glencoe Public Library

Access a world of free reading materials with your Glencoe Library card. Glencoe Public Library is part of the Digital Library of Illinois (DLIL), a consortium that purchases e-books, e-audiobooks, and digital magazines for residents of Illinois. DLIL uses the Libby app to access titles from your mobile device. To begin reading a book, listen to an audiobook, or view a magazine, download the Libby app from your device's app store. Follow the instructions below to sign in to Libby. Please note, Libby titles are not "on demand" – DLIL libraries purchase each digital book or audiobook individually. This means you may need to place a hold on high-demand titles.

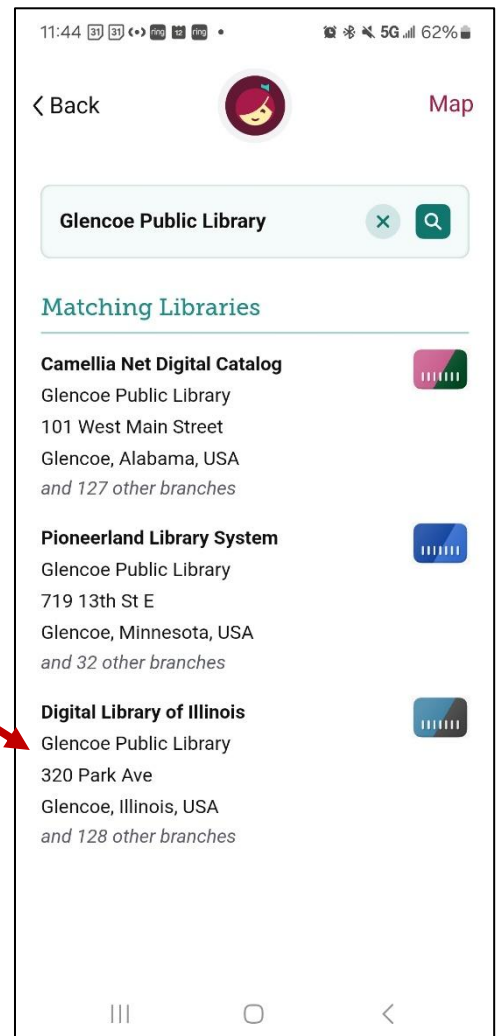

- 1) Download and install the Libby app from your app store. Once installed, open the app.
- 2) On the Libby app welcome screen, click the "Yes, I have a library card" button to begin signing in to your account.



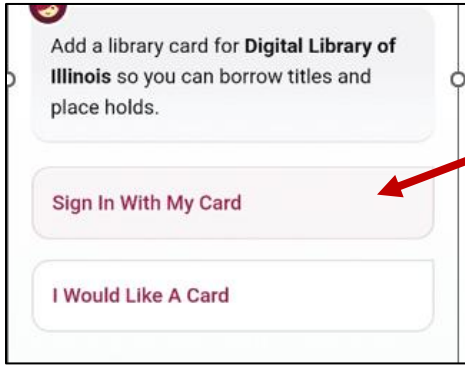
- 3) The next screen will ask for your library. If location services are enabled on your device, use “Guess Your Library” to locate GPL, or click “Search For A Library” to search by library name or zip code.



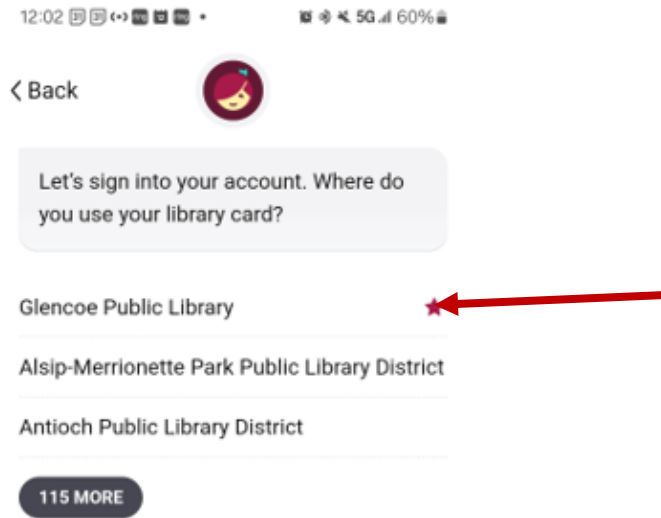
- 4) If you chose “Search For A Library,” type “Glencoe Public Library” or your zip code into the search box to locate GPL. In the list that appears, please select “Digital Library of Illinois: Glencoe Public Library.” *Please note, there are several Glencoe Public Libraries in the United States, so be sure to select our library – we are part of Digital Library of Illinois.*



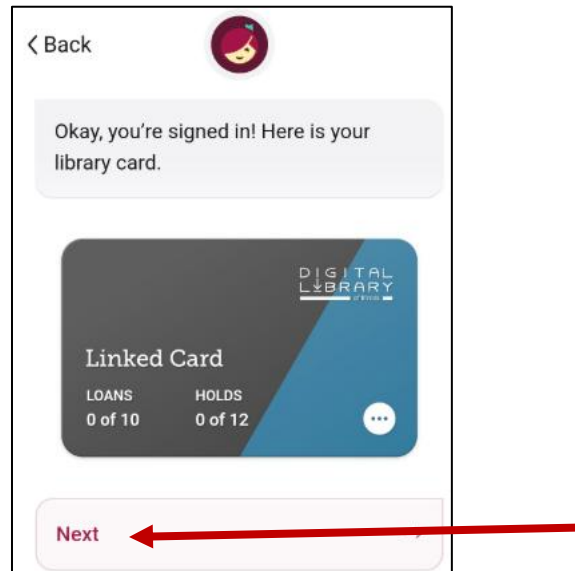
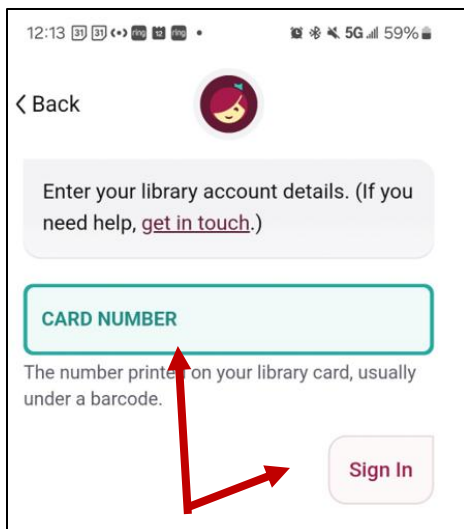
5) On the next screen, click “Sign In With My Card.”



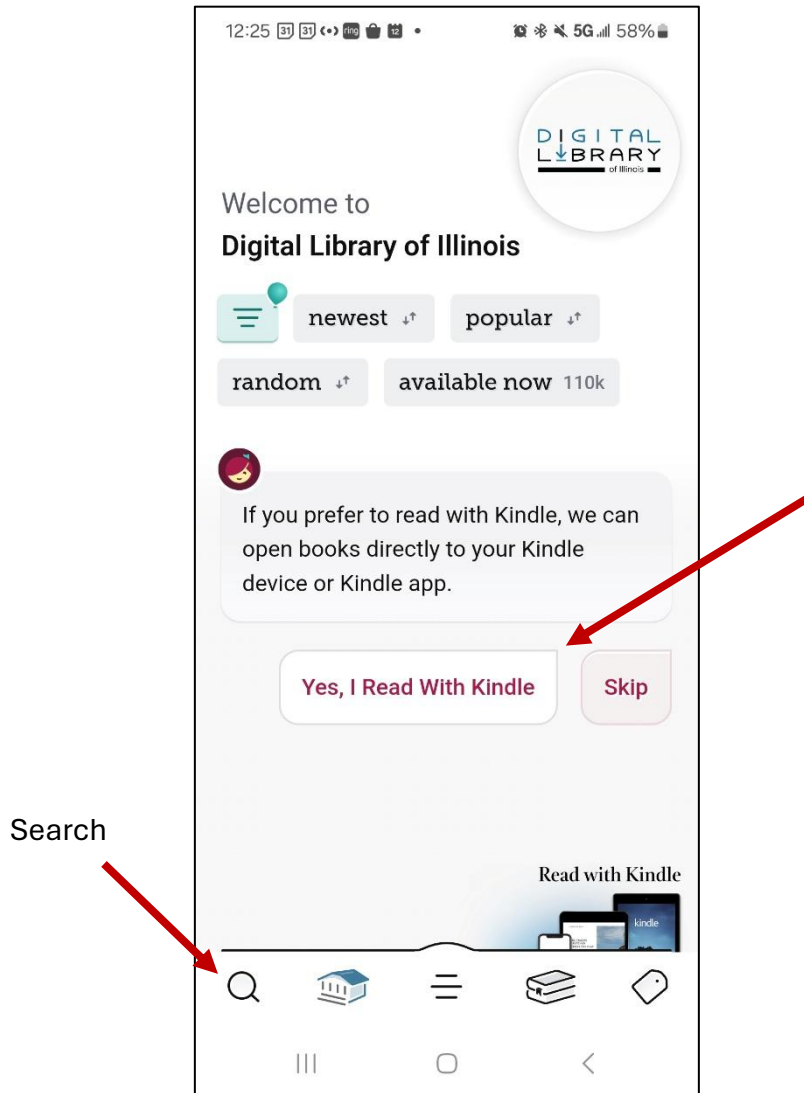
6) Tap “Glencoe Public Library” in the list provided (yes, the app requires you to select your library twice – once for the location, and once within the Digital Library of Illinois consortium).



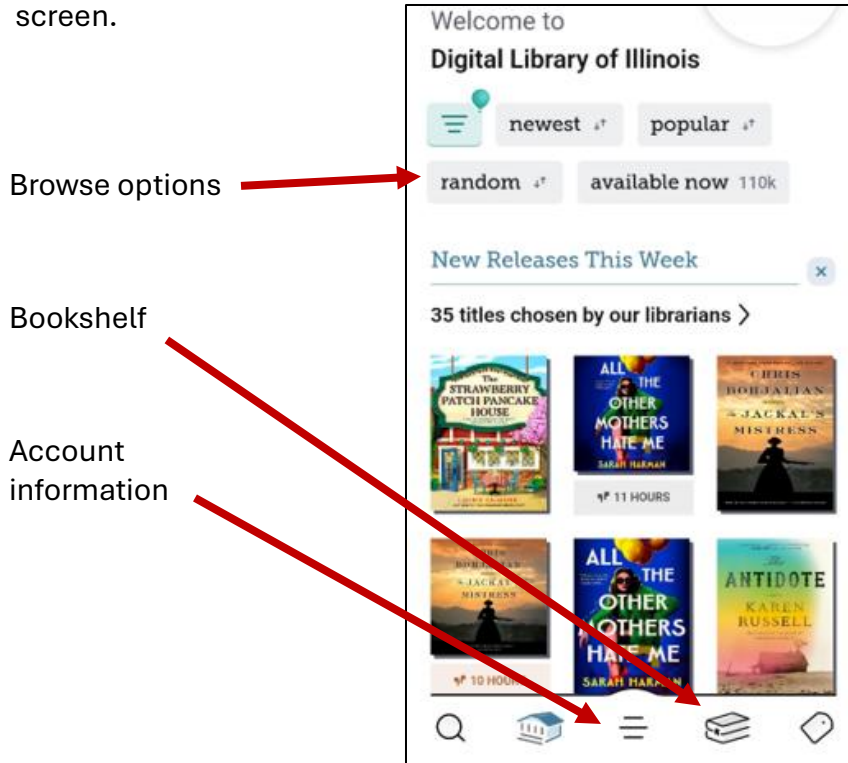
7) The final Libby app login screen asks for your GPL card number. Please type the full number with no spaces, then click “Sign In.” Your card will be linked to Libby – click “Next.”



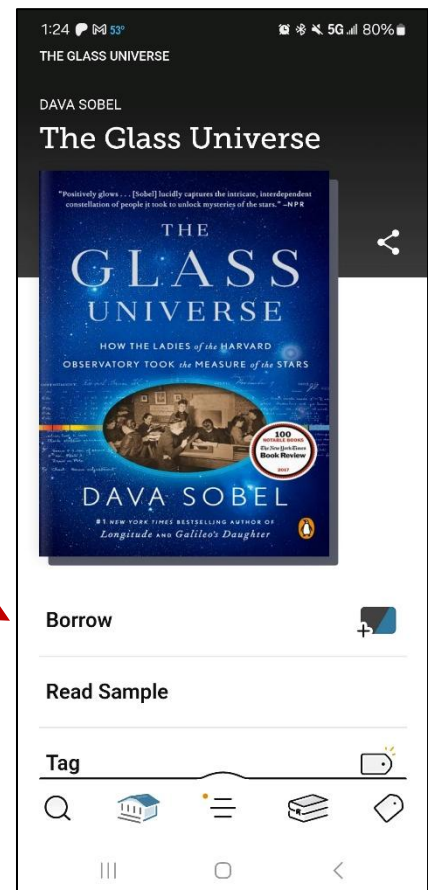
- 8) Browse Libby books, audiobooks, and magazines by clicking the magnifying glass to search by author, title, or subject. In the Libby app, there is an option to read materials with your Kindle or Kindle app. If you prefer to read e-books with Kindle, select “Yes, I Read With Kindle.”



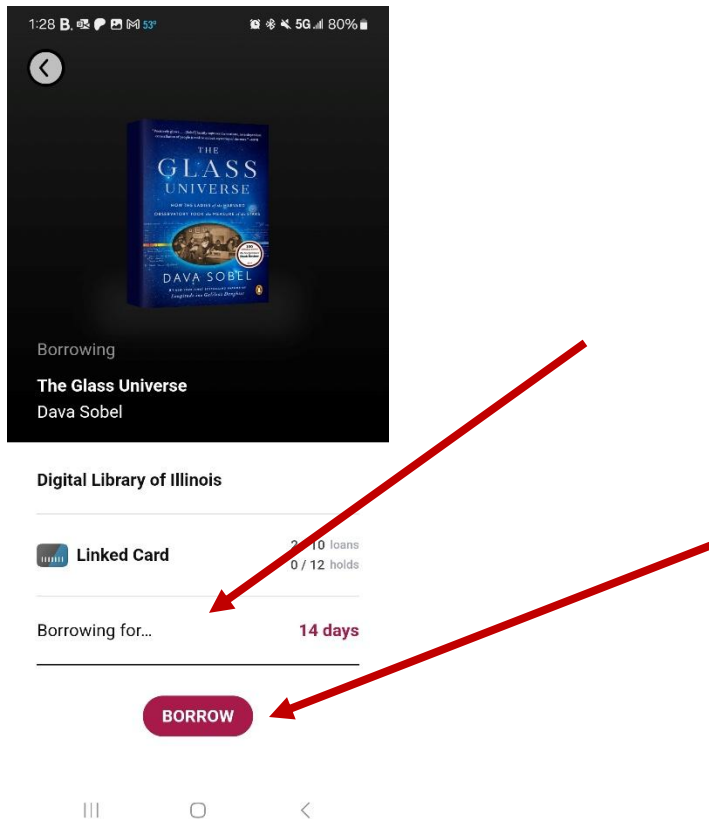
- 9) Access your account information and bookshelf (items you have checked out) at the bottom of the Libby screen. To search by subject or browse collections, click the three-line menu bar at the top of the page. To go to the home screen, click the building icon in the menu at the bottom of your screen.



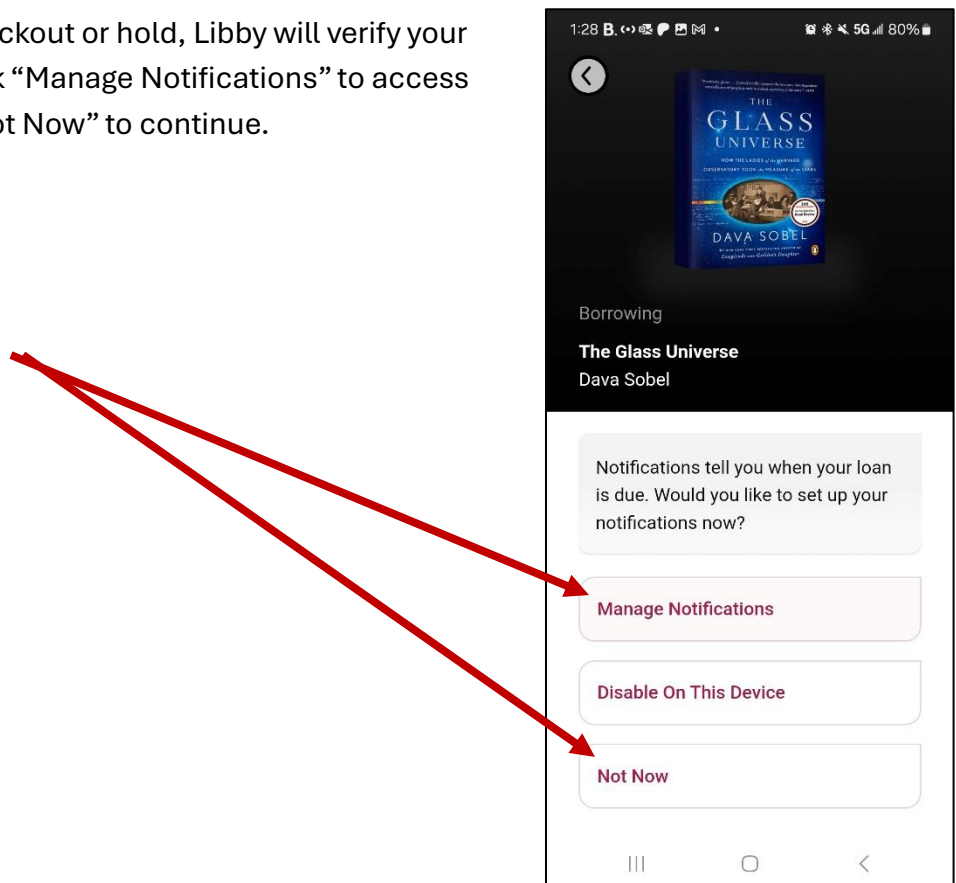
- 10) Ebook titles will feature the book's cover art; audiobook titles will have cover art and the image of earbuds, with the total listening time. Magazines will feature cover art, as well. To see detailed information about a title, click the cover art. A summary of the title and an option to sample it will appear, along with the option to "Borrow" the item or "Place A Hold."



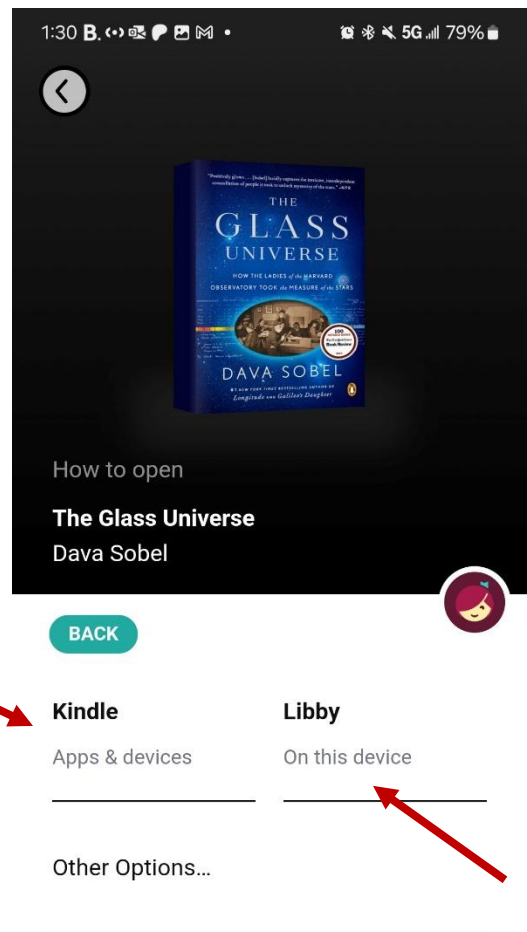
11) To borrow an item, click “Borrow” and select the check-out period (“Borrowing for”). Libby titles are available for check out for 7-21 days. Click the red “Borrow” button.



12) During your first item checkout or hold, Libby will verify your notification settings. Click “Manage Notifications” to access these settings or click “Not Now” to continue.



13) Choose how to read or listen to your item. Read books in the Libby app or send books to your Kindle account to read in the Kindle app. Audiobooks can be listened to in the Libby app. To access items, you have borrowed from Libby, go to your bookshelf (the book stack icon at the bottom of the page on the main Libby screen). To send titles to Kindle, select “Kindle: Apps & Devices” to sign into your Amazon account.



Please note, Libby titles are not “on demand” – DLIL libraries purchase each digital book or audiobook individually. This means you may need to place a hold on high-demand titles.

Libby users can also download Libby titles for offline use. [If you have additional questions about using Libby or any other library resource, please stop by the Reference Desk or call the library at 847-835-5056. We are always happy to assist you.](#)